



# Accelerating Information Technology Innovation

<http://aiti.mit.edu>

Nigeria Summer 2012  
Lecture05– Functions

# Weather forecast in Nairobi

---

Saturday  21°C

Sunday  19°C

Monday  23°C

Tuesday  26°C

...

$$f = \frac{9}{5}c + 32$$

Temperature in Fahrenheit

Temperature in Celsius

# Converting Celsius to Fahrenheit

---

$$f = \frac{9}{5}c + 32$$

```
tempC = 21
tempF = ((9.0 / 5.0) * tempC) + 32.0
print 'Saturday:', tempF, 'F'
```

Saturday: 69.80000000000001 F

But we want the whole forecast, not just one day

```
temp_sat_C = 21 # Saturday's forecast in C
temp_sun_C = 19 # Sunday's forecast in C
temp_mon_C = 23 # Monday's forecast in C
temp_tues_C = 26 # Tuesday's forecast in C...
```

# Converting Celsius to Fahrenheit

---

```
temp_sat_C = 21  # Saturday's forecast in C
temp_sun_C= 19  # Sunday's forecast in C
temp_mon_C= 23  # Monday's forecast in C
...
temp_sat_F= ((9.0 / 5.0) * temp_sat_C) + 32.0
print 'Saturday:', temp_sat_F, 'F'
temp_sun_F= ((9.0 / 5.0) * temp_sun_C) + 32.0
print 'Sunday:', temp_sun_F, 'F'
temp_mon_F= ((9.9 / 5.0) * temp_mon_C) + 33.0
print 'Monday:', temp_mon_F, 'F'
...
```

Repetitive!

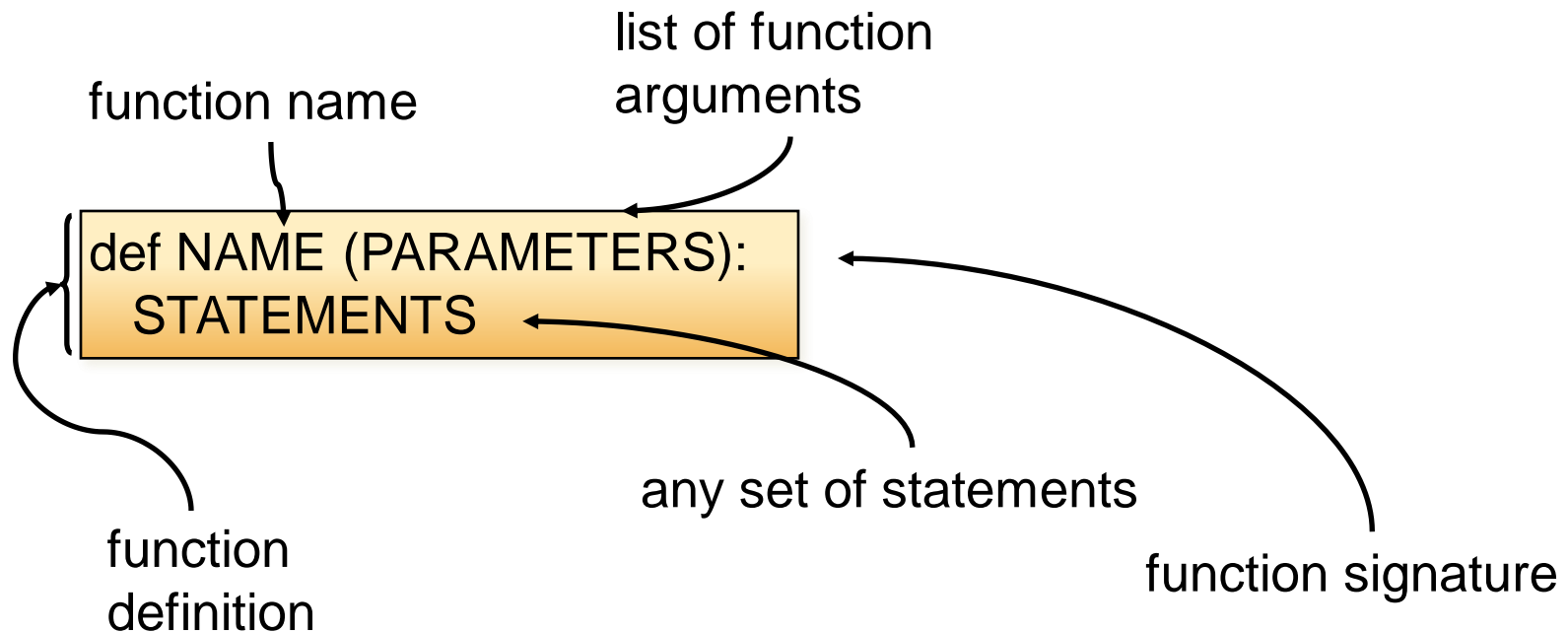
Easy to make mistakes

What if we want to spell out 'Fahrenheit'  
instead of 'F'?  
Must change everywhere!

# Functions

# Functions

- A **function** is a sequence of statements that has been given a name.



# Defining a function

---

function name,  
follows same naming  
rules as variables

name for each parameter

```
def print_as_fahrenheit(c):  
    f = ((9.0 / 5.0) * c) + 32.0  
    print f, 'F'
```

function body

# Calling a function

c starts with the same initial value as temp\_sat\_C had

```
def print_as_fahrenheit(c):  
    f = ((9.0 / 5.0) * c) + 32.0  
    print f, 'F'  
  
temp_sat_C = 21  
print_as_fahrenheit(temp_sat_C)
```

function call

argument passed into function



# Flow of execution

---

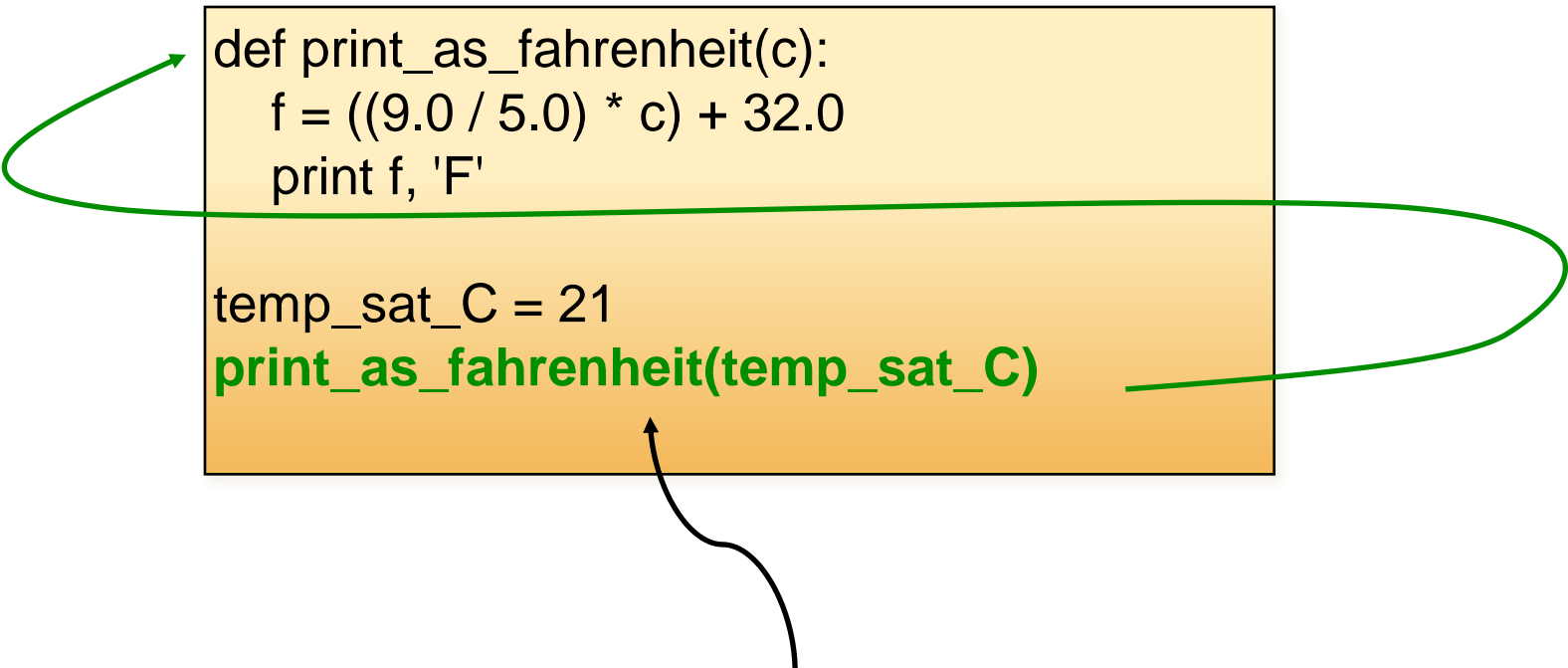
```
def print_as_fahrenheit(c):  
    f = ((9.0 / 5.0) * c) + 32.0  
    print f, 'F'  
  
temp_sat_C = 21  
print_as_fahrenheit(temp_sat_C)
```

Program execution always starts at the first line that is *\*not\** a statement inside a function

# Flow of execution

---

```
def print_as_fahrenheit(c):  
    f = ((9.0 / 5.0) * c) + 32.0  
    print f, 'F'  
  
temp_sat_C = 21  
print_as_fahrenheit(temp_sat_C)
```



Function calls are like  
detours in the execution flow.

# Flow of execution

---

```
def print_as_fahrenheit(c):  
    f = ((9.0 / 5.0) * c) + 32.0  
    print f, 'F'  
  
temp_sat_C = 21  
print_as_fahrenheit(temp_sat_C)
```

# Flow of execution

---

```
def print_as_fahrenheit(c):  
    f = ((9.0 / 5.0) * c) + 32.0  
    print f, 'F'  
temp_sat_C = 21  
print_as_fahrenheit(temp_sat_C)
```

69.80000000000001 F

# Flow of execution

---

```
def print_as_fahrenheit(c):  
    f = ((9.0 / 5.0) * c) + 32.0  
    print f, 'F'  
  
temp_sat_C = 21  
print_as_fahrenheit(temp_sat_C)
```



69.80000000000001 F

# Different numbers of parameters

---

```
def print_as_fahrenheit(c, day):  
    f = ((9.0 / 5.0) * c) + 32.0  
    print day + ':', f, 'F'
```

```
print_as_fahrenheit(21, 'Saturday')
```

Saturday: 69.80000000000001 F

```
def print_forecast_intro():  
    print 'Welcome to your weather forecast!'
```

```
print_forecast_intro()
```

Welcome to your weather forecast!

# Different numbers of parameters

```
def print_as_fahrenheit (c, day):  
    f = ((9.0 / 5.0) * c) + 32.0  
    print day + ':', f, 'F'
```

- What happens here?

```
print_as_fahrenheit(21)
```

TypeError: print\_as\_fahrenheit() takes exactly 2 arguments (1 given)

```
print_as_fahrenheit(21, 'Saturday', 'Sunday')
```

TypeError: print\_as\_fahrenheit() takes exactly 2 arguments (3 given)

```
print_as_fahrenheit('Saturday', 21)
```

TypeError: can't multiply sequence by non-int of type 'float'

# Returning a value

---

```
def convert_to_fahrenheit(c):  
    f = ((9.0 / 5.0) * c) + 32.0  
    return f
```

return statement

```
return EXPRESSION
```

A return statement ends the function immediately.

any expression, or nothing



# What is the output here?

---

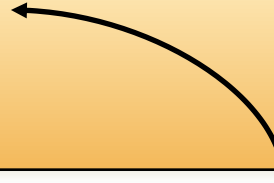
```
def convert_to_fahrenheit(c):  
    print 'Celsius:' + c  
    f = ((9.0 / 5.0) * c) + 32.0  
    return f  
    print 'Fahrenheit:' + f  
  
convert_to_fahrenheit(27)
```

Celsius: 27

# More than one return statement

---

```
def absolute_value(c):  
    if c < 0:  
        return -c  
    else:  
        return c
```



If  $c$  is negative, the function returns here.

# More than one return statement

---

```
def absolute_value(c):  
    if c < 0:  
        return -c  
    return c
```

Good rule: Every path through the function must have a return statement. If you don't add one, Python will add one for you that returns nothing (the value None).

# Functions can call functions

---

```
def convert_to_fahrenheit(c):  
    f = ((9.0 / 5.0) * c) + 32.0  
    return f
```

```
def print_as_fahrenheit(c):  
    f = convert_to_fahrenheit(c)  
    print f, 'F'
```

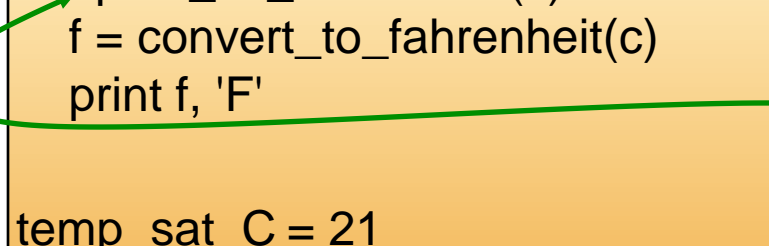
```
temp_sat_C = 21
```

```
print_as_fahrenheit(temp_sat_C)
```

# Functions can call functions

---

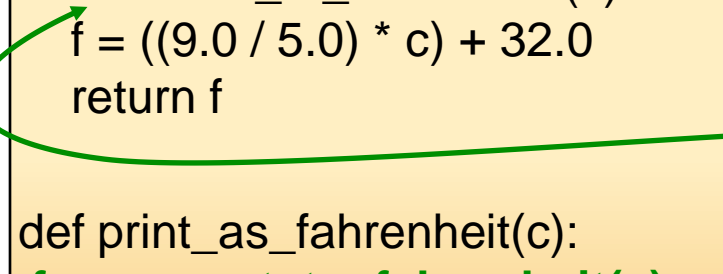
```
def convert_to_fahrenheit(c):  
    f = ((9.0 / 5.0) * c) + 32.0  
    return f  
  
def print_as_fahrenheit(c):  
    f = convert_to_fahrenheit(c)  
    print f, 'F'  
  
temp_sat_C = 21  
print_as_fahrenheit(temp_sat_C)
```

A green arrow originates from the function call `print_as_fahrenheit(temp_sat_C)` at the bottom of the code block and points to the definition of `print_as_fahrenheit(c)` above it, illustrating the call.

# Functions can call functions

---

```
def convert_to_fahrenheit(c):  
    f = ((9.0 / 5.0) * c) + 32.0  
    return f  
  
def print_as_fahrenheit(c):  
    f = convert_to_fahrenheit(c)  
    print f, 'F'  
  
temp_sat_C = 21  
print_as_fahrenheit(temp_sat_C)
```



# Functions can call functions

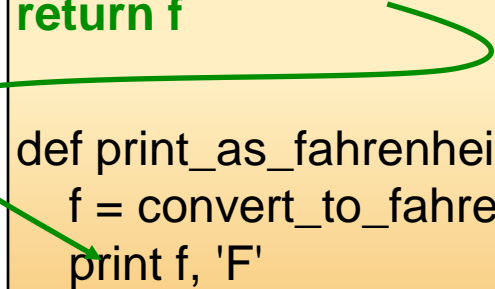
---

```
def convert_to_fahrenheit(c):  
    f = ((9.0 / 5.0) * c) + 32.0  
    return f  
  
def print_as_fahrenheit(c):  
    f = convert_to_fahrenheit(c)  
    print f, 'F'  
  
temp_sat_C = 21  
print_as_fahrenheit(temp_sat_C)
```

# Functions can call functions

---

```
def convert_to_fahrenheit(c):  
    f = ((9.0 / 5.0) * c) + 32.0  
    return f  
  
def print_as_fahrenheit(c):  
    f = convert_to_fahrenheit(c)  
    print f, 'F'  
  
temp_sat_C = 21  
print_as_fahrenheit(temp_sat_C)
```





# Functions can call functions

---

```
def convert_to_fahrenheit(c):  
    f = ((9.0 / 5.0) * c) + 32.0  
    return f
```

```
def print_as_fahrenheit(c):  
    f = convert_to_fahrenheit(c)
```

```
    print f, 'F'
```

```
temp_sat_C = 21
```


```
print_as_fahrenheit(temp_sat_C)
```



# Functions can call functions

---

```
def convert_to_fahrenheit(c):  
    f = ((9.0 / 5.0) * c) + 32.0  
    return f  
  
def print_as_fahrenheit(c):  
    f = convert_to_fahrenheit(c)  
    print f, 'F'  
  
temp_sat_C = 21  
print_as_fahrenheit(temp_sat_C)
```



# What is wrong here?

this function has to be defined before it is called

---

```
temp_sat_C = 21
print_as_fahrenheit(temp_sat_C)

def print_as_fahrenheit(c):
    f = convert_to_fahrenheit(c)
    print f, 'F'

def convert_to_fahrenheit(c):
    f = ((9.0 / 5.0) * c) + 32.0
    return f
```

NameError: name  
'print\_as\_fahrenheit' is not  
defined

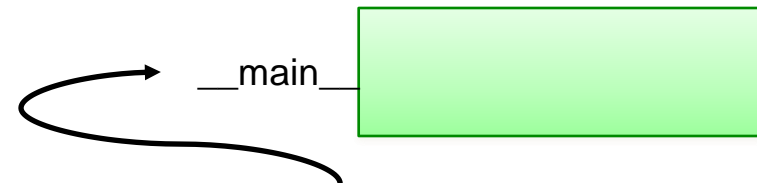
what about this one?

The two functions are in the same level. Therefore, one function can call the other functions even if it is defined after the calling function.

# Scoping in functions

- A **stack diagram** keeps track of where each variable is defined, and its value.

```
def convert_to_fahrenheit(c):  
    f = ((9.0 / 5.0) * c) + 32.0  
    return f  
  
def print_as_fahrenheit(c):  
    f = convert_to_fahrenheit(c)  
    print f, 'F'  
  
temp_sat_C = 21  
print_as_fahrenheit(temp_sat_C)
```

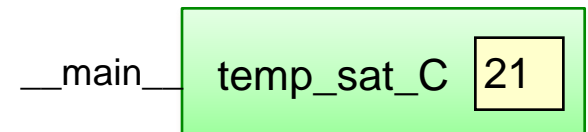


Each function call gets its own **stack frame**.

# Scoping in functions

- A **stack diagram** keeps track of where each variable is defined, and its value.

```
def convert_to_fahrenheit(c):  
    f = ((9.0 / 5.0) * c) + 32.0  
    return f  
  
def print_as_fahrenheit(c):  
    f = convert_to_fahrenheit(c)  
    print f, 'F'  
  
temp_sat_C = 21  
print_as_fahrenheit(temp_sat_C)
```



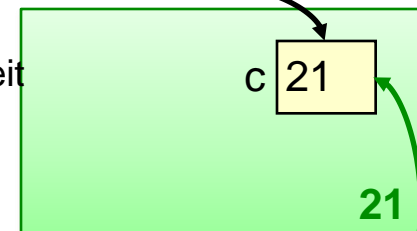
# Scoping in functions

- A **stack diagram** keeps track of where each variable is defined, and its value.

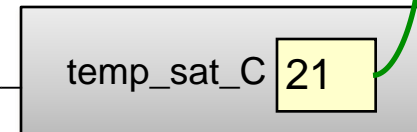
```
def convert_to_fahrenheit(c):  
    f = ((9.0 / 5.0) * c) + 32.0  
    return f  
  
def print_as_fahrenheit(c):  
    f = convert_to_fahrenheit(c)  
    print f, 'F'  
  
temp_sat_C = 21  
print_as_fahrenheit(temp_sat_C)
```

The parameter variable is initialized to a copy of the argument value.

print\_as\_fahrenheit



\_\_main\_\_



Frames below the top of the stack become inactive.

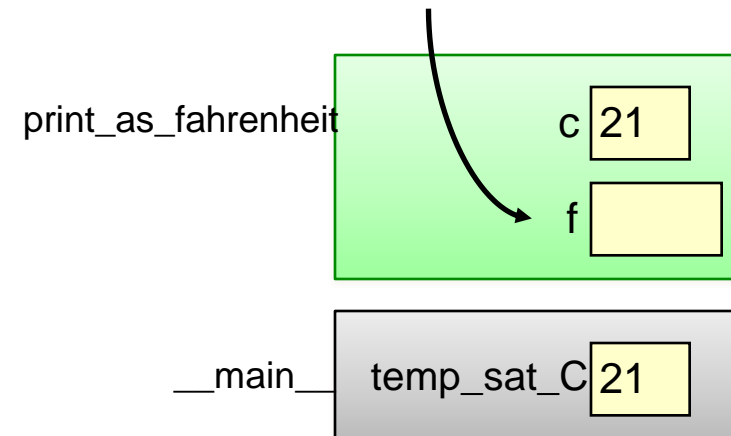
A new frame is added to the top of stack.

# Scoping in functions

- A **stack diagram** keeps track of where each variable is defined, and its value.

```
def convert_to_fahrenheit(c):  
    f = ((9.0 / 5.0) * c) + 32.0  
    return f  
  
def print_as_fahrenheit(c):  
    f = convert_to_fahrenheit(c)  
    print f, 'F'  
  
temp_sat_C = 21  
print_as_fahrenheit(temp_sat_C)
```

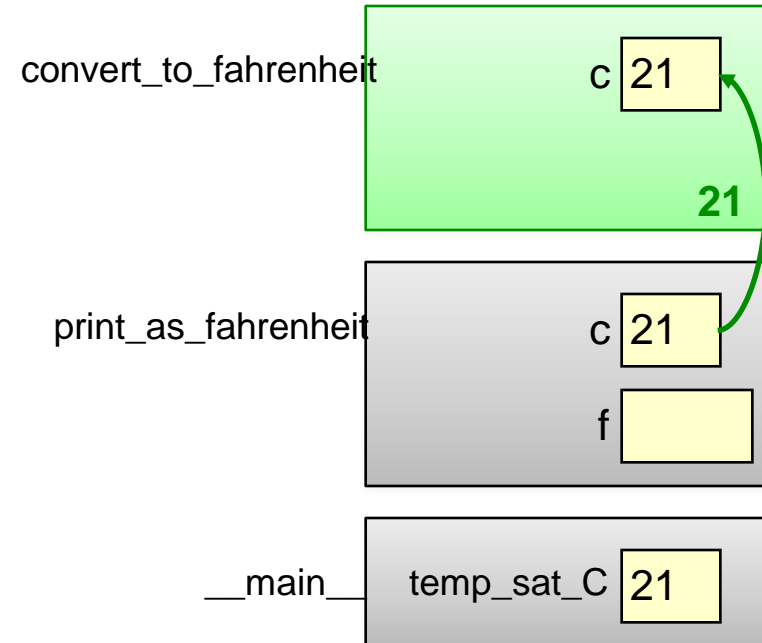
Variables defined inside the function are called **local variables**.



# Scoping in functions

- A **stack diagram** keeps track of where each variable is defined, and its value.

```
def convert_to_fahrenheit(c):  
    f = ((9.0 / 5.0) * c) + 32.0  
    return f  
  
def print_as_fahrenheit(c):  
    f = convert_to_fahrenheit(c)  
    print f, 'F'  
  
temp_sat_C = 21  
print_as_fahrenheit(temp_sat_C)
```

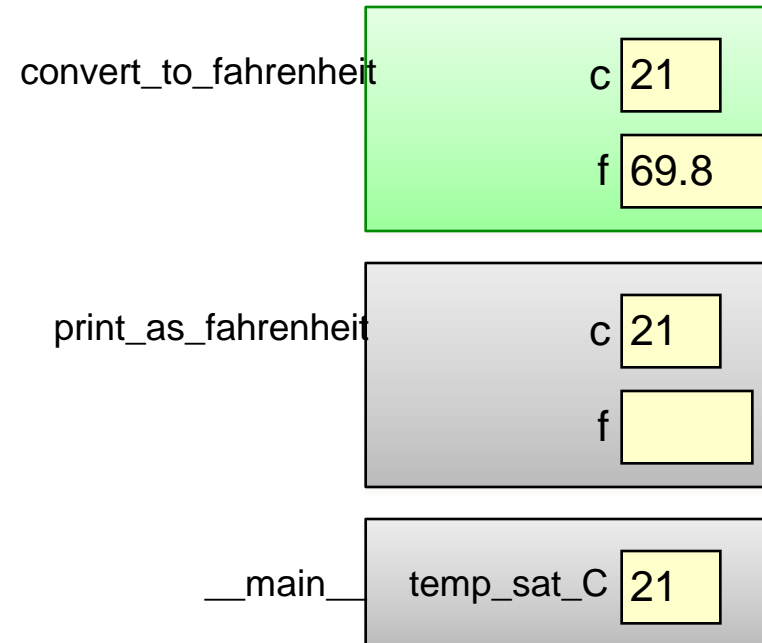




# Scoping in functions

- A **stack diagram** keeps track of where each variable is defined, and its value.

```
def convert_to_fahrenheit(c):  
    f = ((9.0 / 5.0) * c) + 32.0  
    return f  
  
def print_as_fahrenheit(c):  
    f = convert_to_fahrenheit(c)  
    print f, 'F'  
  
temp_sat_C = 21  
print_as_fahrenheit(temp_sat_C)
```

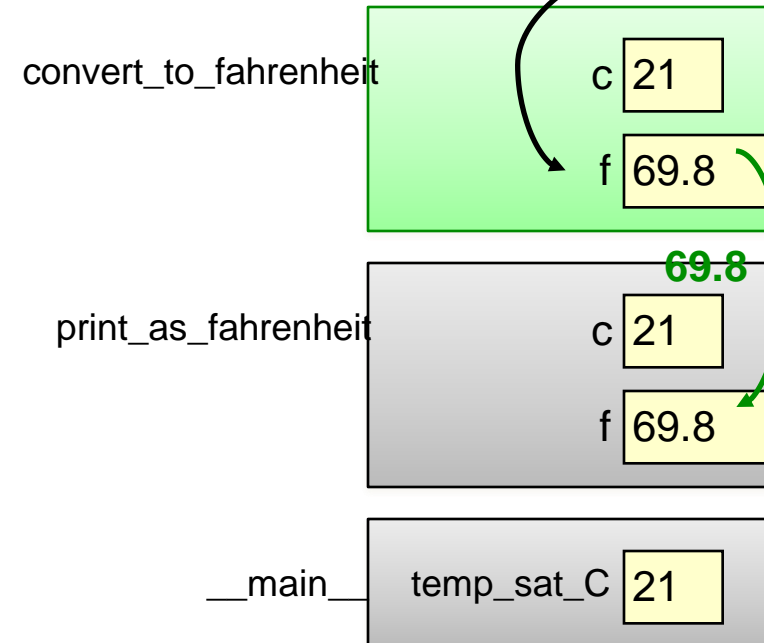


# Scoping in functions

The return value is passed back to the function's caller.

- A **stack diagram** keeps track of where each variable is defined, and its value.

```
def convert_to_fahrenheit(c):  
    f = ((9.0 / 5.0) * c) + 32.0  
    return f  
  
def print_as_fahrenheit(c):  
    f = convert_to_fahrenheit(c)  
    print f, 'F'  
  
temp_sat_C = 21  
print_as_fahrenheit(temp_sat_C)
```

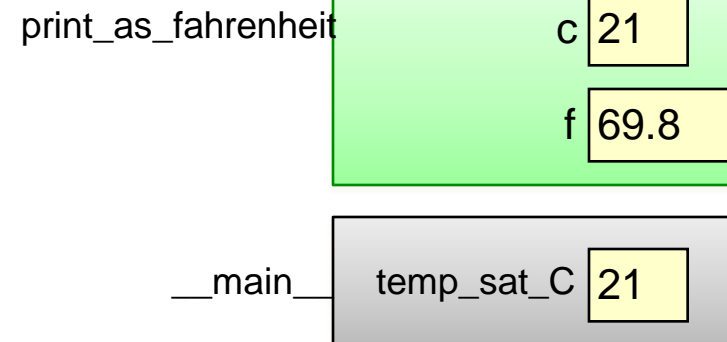


# Scoping in functions

- A **stack diagram** keeps track of where each variable is defined, and its value.

```
def convert_to_fahrenheit(c):  
    f = ((9.0 / 5.0) * c) + 32.0  
    return f  
  
def print_as_fahrenheit(c):  
    f = convert_to_fahrenheit(c)  
    print f, 'F'  
  
temp_sat_C = 21  
print_as_fahrenheit(temp_sat_C)
```

When a function returns, its stack frame is popped off the stack.

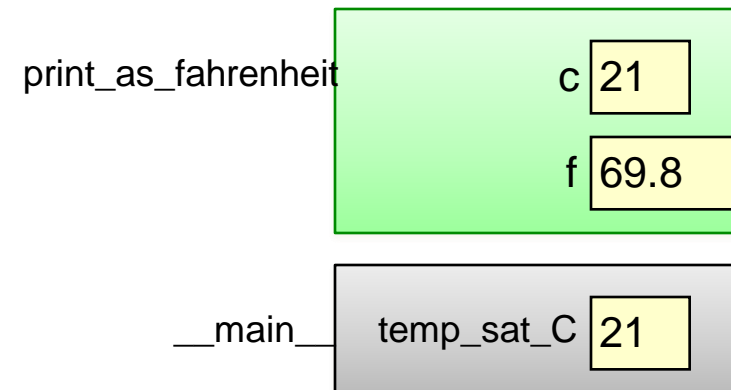


The stack frame for the calling function is now active again.

# Scoping in functions

- A **stack diagram** keeps track of where each variable is defined, and its value.

```
def convert_to_fahrenheit(c):  
    f = ((9.0 / 5.0) * c) + 32.0  
    return f  
  
def print_as_fahrenheit(c):  
    f = convert_to_fahrenheit(c)  
    print f, 'F'  
  
temp_sat_C = 21  
print_as_fahrenheit(temp_sat_C)
```

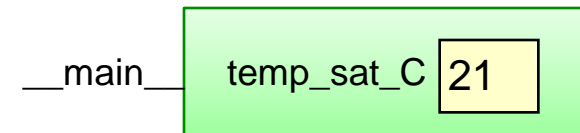


**69.8 F**

# Scoping in functions

- A **stack diagram** keeps track of where each variable is defined, and its value.

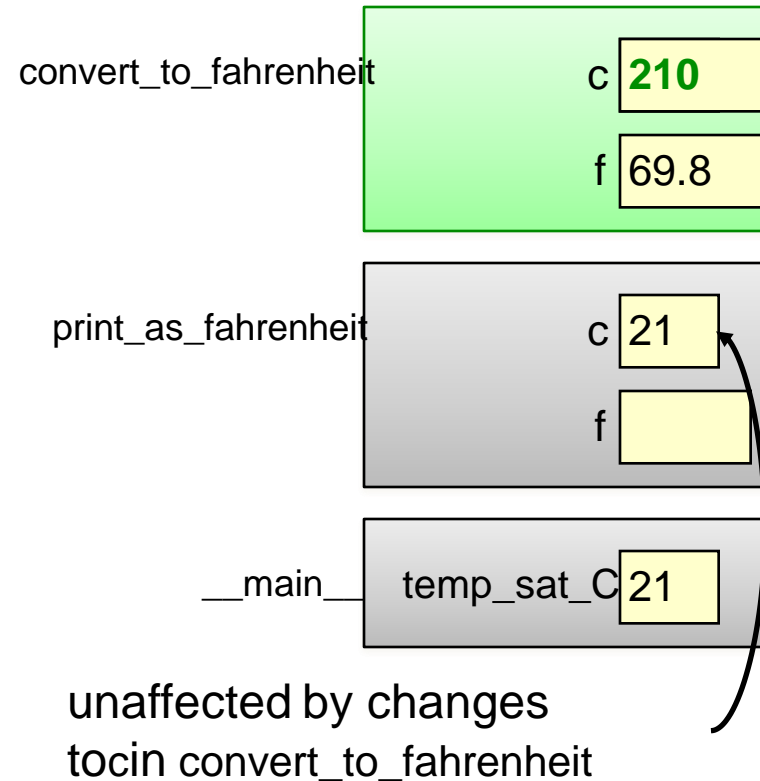
```
def convert_to_fahrenheit(c):  
    f = ((9.0 / 5.0) * c) + 32.0  
    return f  
  
def print_as_fahrenheit(c):  
    f = convert_to_fahrenheit(c)  
    print f, 'F'  
  
temp_sat_C = 21  
← print_as_fahrenheit(temp_sat_C)
```



# Tricky issues with scoping

- Changes to a variable in the current scope do not affect variables in other scopes.

```
def convert_to_fahrenheit(c):  
    f = ((9.0 / 5.0) * c) + 32.0  
    c = c * 10  
    return f  
  
def print_as_fahrenheit(c):  
    f = convert_to_fahrenheit(c)  
    print f, 'F'  
  
temp_sat_C = 21  
print_as_fahrenheit(temp_sat_C)
```



# Why use functions?

- **Generalization:** the same code can be used more than once, with parameters to allow for differences.

BEFORE

```
temp_sat_F = ((9.0 / 5.0) * 21) + 32.0
print 'Saturday:', temp_sat_F, 'F'

temp_sun_F = ((9.0 / 5.0) * 19) + 32.0
print 'Sunday:', temp_sun_F, 'F'

temp_mon_F = ((9.9 / 5.0) * 23) + 33.0
print 'Monday:', temp_mon_F, 'F'
```

Would not have  
made this typo.

AFTER

```
def print_as_fahrenheit(c, day):
    f = ((9.0 / 5.0) * c) + 32.0
    print day + ':', f, 'F'

print_as_fahrenheit(21, 'Saturday')
print_as_fahrenheit(19, 'Sunday')
print_as_fahrenheit(23, 'Monday')
```

Only type  
these lines  
once.

# Why use functions?

- **Maintenance:** much easier to make changes.

BEFORE

```
temp_sat_F = ((9.0 / 5.0) * 21) + 32.0
print 'Saturday:', temp_sat_F, 'F'

temp_sun_F = ((9.0 / 5.0) * 19) + 32.0
print 'Sunday:', temp_sun_F, 'F'

temp_mon_F = ((9.9 / 5.0) * 23) + 33.0
print 'Monday:', temp_mon_F, 'F'
```

AFTER

```
def print_as_fahrenheit(c, day):
    f = ((9.0 / 5.0) * c) + 32.0
    print day + ':', f, 'F'

print_as_fahrenheit(21, 'Saturday')
print_as_fahrenheit(19, 'Sunday')
print_as_fahrenheit(23, 'Monday')
```

Can change to  
"Fahrenheit" with  
only one change.



# Why use functions?

- **Encapsulation:** much easier to read and debug!

BEFORE

```
temp_sat_F = ((9.0 / 5.0) * 21) + 32.0
print 'Saturday:', temp_sat_F, 'F'

temp_sun_F = ((9.0 / 5.0) * 19) + 32.0
print 'Sunday:', temp_sun_F, 'F'

temp_mon_F = ((9.9 / 5.0) * 23) + 33.0
print 'Monday:', temp_mon_F, 'F'
```

What are we doing here?

Oh, printing as Fahrenheit!

AFTER

```
def print_as_fahrenheit(c, day):
    f = ((9.0 / 5.0) * c) + 32.0
    print day + ':', f, 'F'

print_as_fahrenheit(21, 'Saturday')
print_as_fahrenheit(19, 'Sunday')
print_as_fahrenheit(23, 'Monday')
```