



Global Startup 

MEXICO 2015, iLAB XALAPA
<http://tiny.cc/GSLMEX15>





What is Python

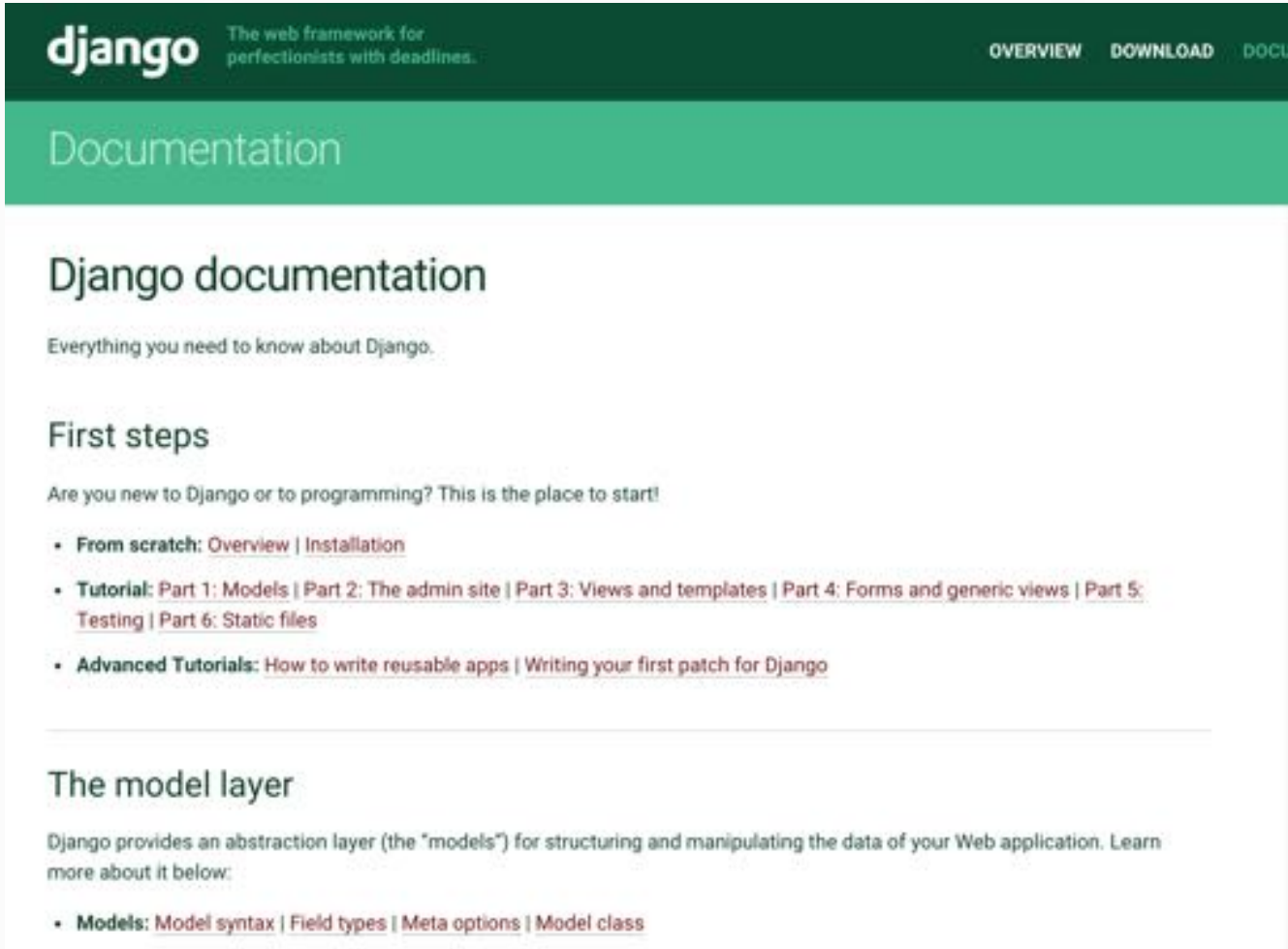
Motivation

Interactive Practice



python

- Versatile Programming Language
 - analyze data
 - build websites
 - maintain your servers
 - make music
- Teaching Language
 - low syntactic overhead
 - useful work done quickly



The screenshot shows the Django documentation website. At the top, there is a dark green header with the Django logo and tagline "The web framework for perfectionists with deadlines." on the left, and navigation links "OVERVIEW", "DOWNLOAD", and "DOCUMENTATION" on the right. Below the header is a light green banner with the word "Documentation". The main content area has a white background and features a large heading "Django documentation" followed by a sub-heading "First steps". Under "First steps", there is a paragraph and a list of links. A horizontal line separates this section from the "The model layer" section below it, which also includes a paragraph and a list of links.

django The web framework for perfectionists with deadlines.

OVERVIEW DOWNLOAD DOCUMENTATION

Documentation

Django documentation

Everything you need to know about Django.

First steps

Are you new to Django or to programming? This is the place to start!

- **From scratch:** [Overview](#) | [Installation](#)
- **Tutorial:** [Part 1: Models](#) | [Part 2: The admin site](#) | [Part 3: Views and templates](#) | [Part 4: Forms and generic views](#) | [Part 5: Testing](#) | [Part 6: Static files](#)
- **Advanced Tutorials:** [How to write reusable apps](#) | [Writing your first patch for Django](#)

The model layer

Django provides an abstraction layer (the "models") for structuring and manipulating the data of your Web application. Learn more about it below:

- **Models:** [Model syntax](#) | [Field types](#) | [Meta options](#) | [Model class](#)



Instagram

LOG IN

Capture and Share the World's Moments

Instagram is a free and simple way to share your life and keep up with other people.

Take a picture or video, then customize it with filters and creative tools. Post it on Instagram and share instantly on Facebook, Twitter, Tumblr and more—or send it directly as a private message. Find people to follow based on things you're into, and be part of an inspirational community.

Download on the
 App Store

GET IT ON
 Google play



Firefox

mozilla ▾

When it's personal,
choose Firefox.

Free Download

[Systems & Languages](#) | [What's New](#) | [Privacy](#)






Search: **mexico** x

Profile: Estefania 2

Vacation Cancun **Culture** Monterrey Travel City >

All Pins Your Pins Pinners Boards



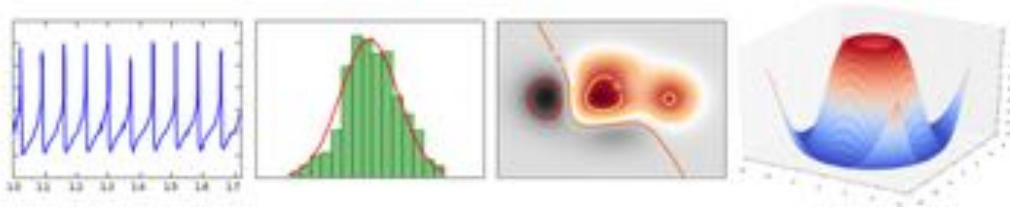
The image displays a Pinterest search results page for 'mexico'. The search bar at the top shows the term 'mexico' with a close button. The user's profile 'Estefania' is visible with a notification badge showing '2'. Below the search bar is a navigation bar with categories: 'Vacation', 'Cancun', 'Culture' (highlighted), 'Monterrey', 'Travel', and 'City' with a right arrow. Underneath is a filter bar with 'All Pins', 'Your Pins', 'Pinners', and 'Boards'. The main content area shows three image thumbnails: a waterfall in a lush jungle, an underwater scene with coral reefs, and a waterfall cascading into a turquoise pool with people swimming.



[home](#) | [examples](#) | [gallery](#) | [pyplot](#) | [docs](#) ▾

Introduction

matplotlib is a python 2D plotting library which produces publication quality figures in a variety of hardcopy formats and interactive environments across platforms. matplotlib can be used in python scripts, the python and `ipython` shell (via `MATLAB`® or `Mathematica`®), web application servers, and six graphical user interface toolkits.



matplotlib tries to make easy things easy and hard things possible. You can generate plots, histograms, power spectra, bar charts, errorcharts, scatterplots, etc, with just a few lines of code. For a sampling, see the [screenshots](#), [thumbnail gallery](#), and [examples](#) directory

For simple plotting the `pyplot` interface provides a `MATLAB`-like interface, particularly when combined with `IPython`. For the power user, you have full control of line styles, font properties, axes properties, etc, via an object oriented interface or via a set of functions familiar to `MATLAB` users.

Download

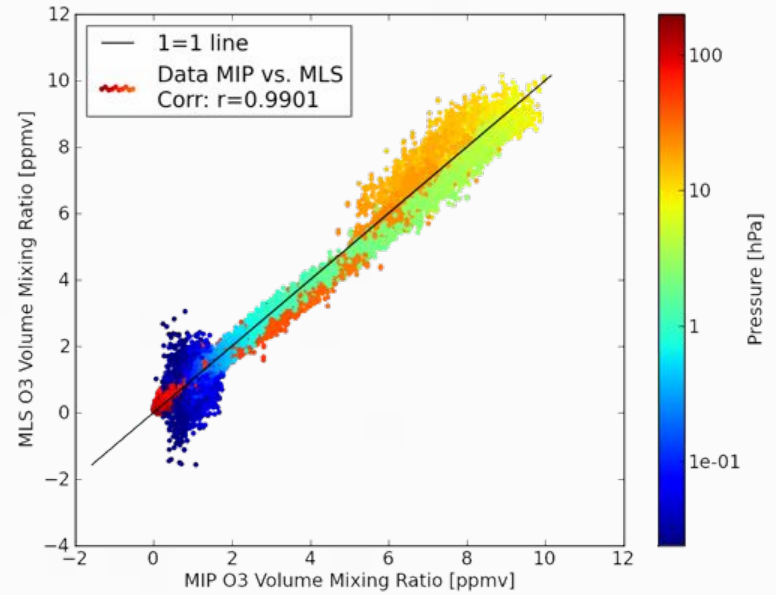
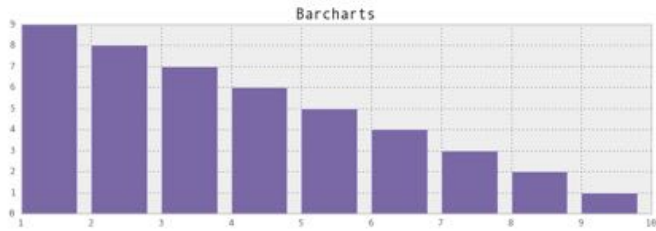
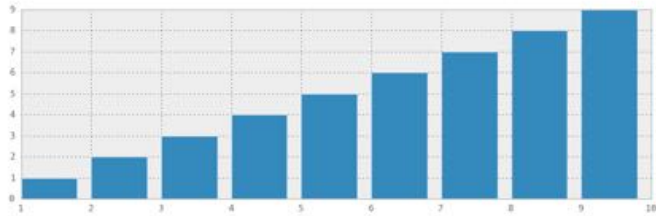
Visit the [matplotlib downloads page](#).

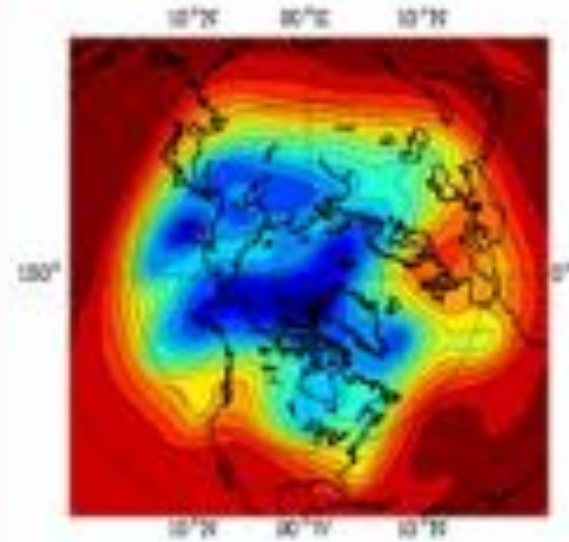
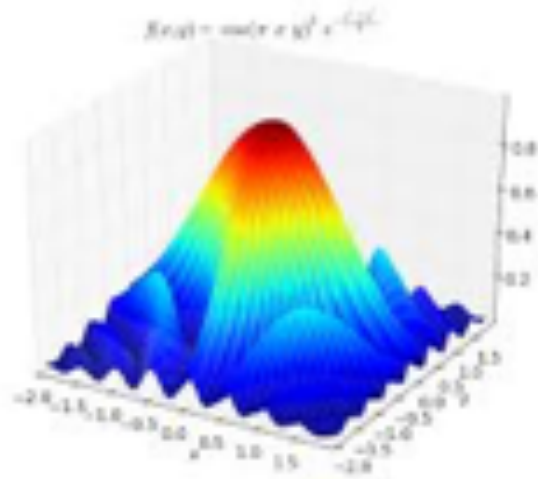
Documentation

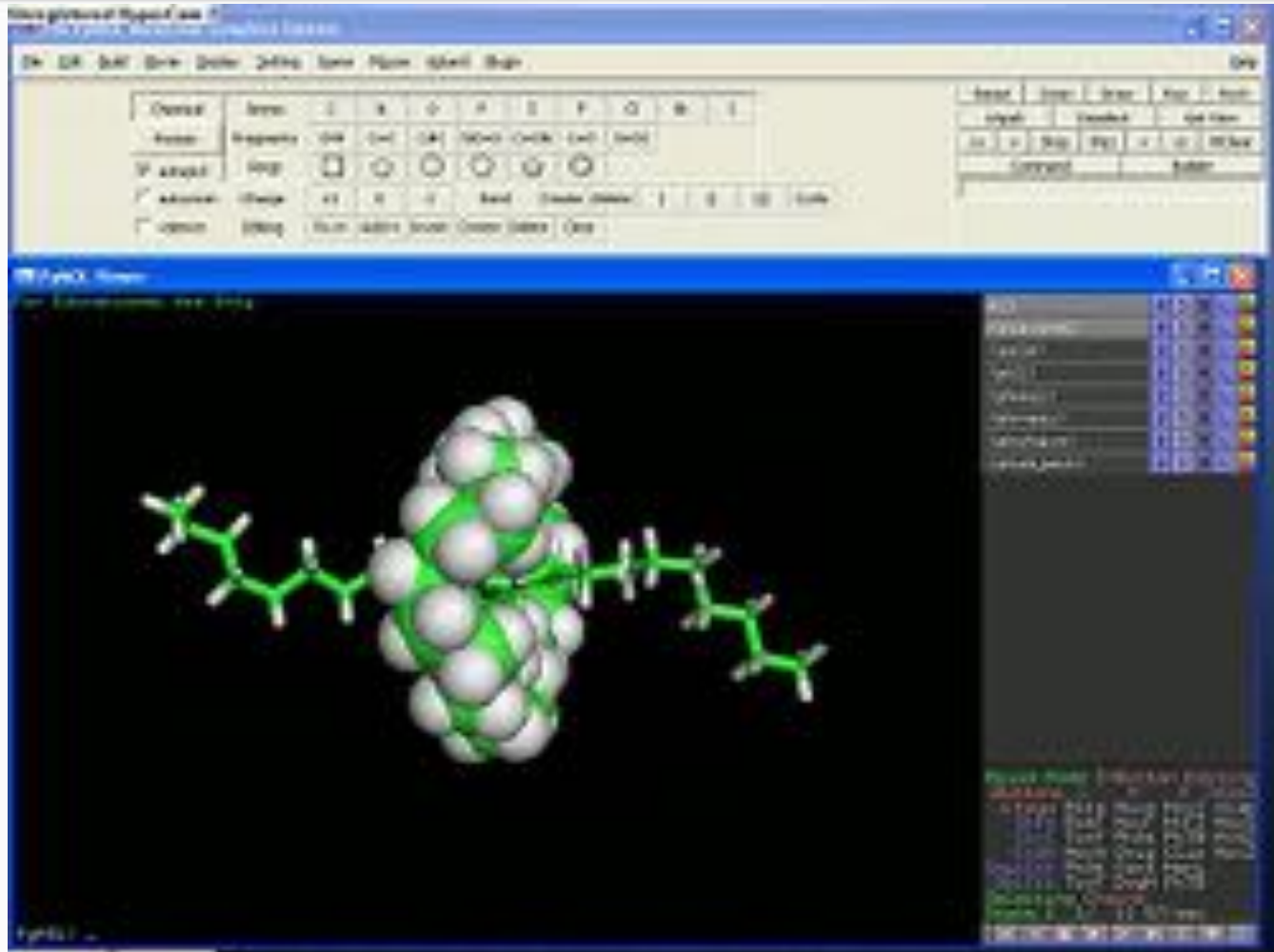
John Hunter (1968-2012)



On August 28 2012, John D. Hunter, the creator of matplotlib, died from complications arising from cancer treatment, after a brief but intense battle







Pygame POWERED





- Customers
- Solutions
- Blog
- Developers
- Company
- Showcase
- Jobs
- News

We Know Music...

Subscribe

Sign up for our newsletter for updates on new feature releases, developer meet-ups and new apps powered by our platform.

...to power smarter music applications for our customers.





Practice Problems:
bit.ly/py-practice

Video of similar lecture:
<http://bit.ly/1KuGAYo>